

# Harappan Civilisation

## FACTS



Archaeology is the study of the past by digging up and examining the remains of buildings, tools, and other artefacts.

Archaeologists *excavate* an area in sections, carefully digging and brushing away the layers of earth covering the evidence so they can study what lies beneath.

Artefacts are items that have been made by people. Historians and archaeologists examine carefully to work out what they can tell us about life in the past.

Studying these artefacts helps us to understand what jobs people did, how they entertained themselves, how they lived and what they believed in.




Today you are going to be historians, examining artefacts from the Indus Valley

## HARAPPAN POTS

The Harappan people made pots, bowls, dishes, cups, and vases from clay which was fired or baked at a high temperature. Most pots were plain, but some were decorated with flower-like patterns or sometimes with animals.

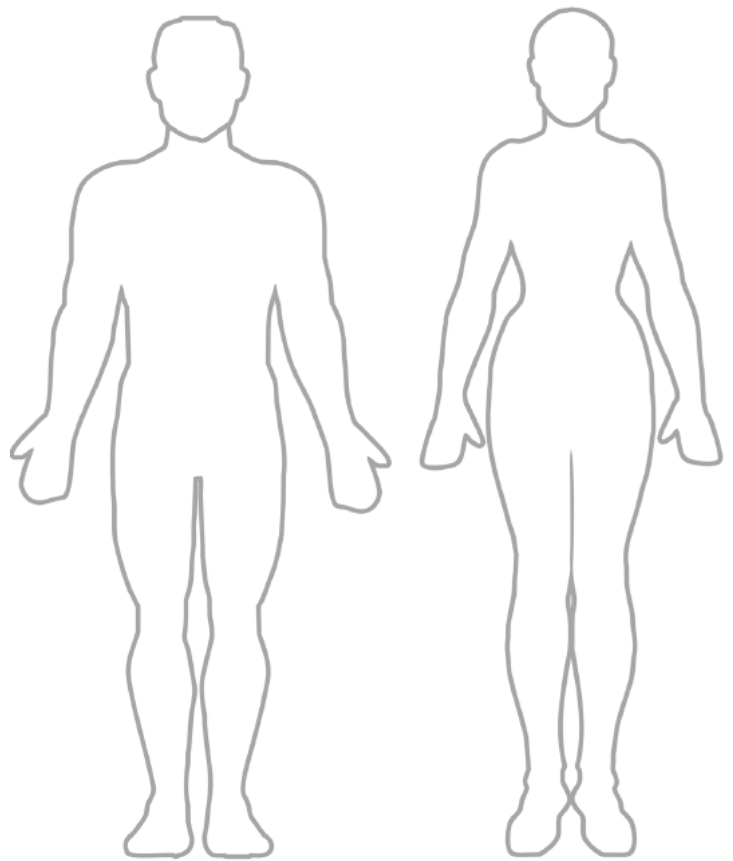


Design your very own Harappan Pot using the pottery sherds as reference.



## HARAPPAN JEWELLERY

Both men and women wore jewellery, including necklaces and bracelets. Jewellery was made of gold, silver, ivory, clay, and beads. The beads were both very common and highly valued and used to make a wide range of jewellery. Some women wore more elaborate headdresses.




Use your knowledge of clothing and jewellery from Harappa to design an outfit for a man and woman. Label your outfit to explain their features.

## TOWN PLANNING

Mohenjo-Daro and Harappa were the biggest cities of the Indus Valley civilisation so far discovered. Other important Indus Valley cities included Kalibangan, Lothal and Banawali. Buildings in the cities were made from mud bricks which were dried out in the sun. The bricks were all made to the same standard size, the width was twice the depth and the length twice the width.



Create your very own town!



## INVESTIGATING ARTIFACTS

### Activity

Your challenge is to examine this artefact from the Indus Valley. Observe and answer the questions below. Record your ideas on the sheet.

1. What do you think the artefact is?
2. What do you think it is made of?
3. What do you think it would have been used for?
4. Who do you think might have used it?
5. What do you think it tells us about life in the Indus Valley?
6. Any other observations?



### ANSWERS:

- 1.
- 2.
- 3.
- 4.
- 5.
- 6.

## Travel Guide

Use your imagination, step back in time and imagine you are a travel agent who is responsible for advertising the Harappan Civilisation as a travel destination!

### Activity

Your job is to write a leaflet or design a poster about the Indus Valley, which is to be included in the Ancient Civilisations Travel Guide.

You should use your knowledge of the location, physical features and some key events of the Indus Valley civilisation to sell it to potential visitors.

